

ES831-N0 Wiring Diagram

Note:ES831

- * 2 conductor 22AWG
- ** 2 conductor 18 AWG
- *** 2 conductor 16, 14, 12, AWG
- **** 4 to 8 conductor 22AWG

Note:ES831

- Lane Cables: Provided by DSI
- 1ea = VGA
 - 1ea = HGA
 - 1ea = Motor Cable
 - 1ea = Encoder Cable

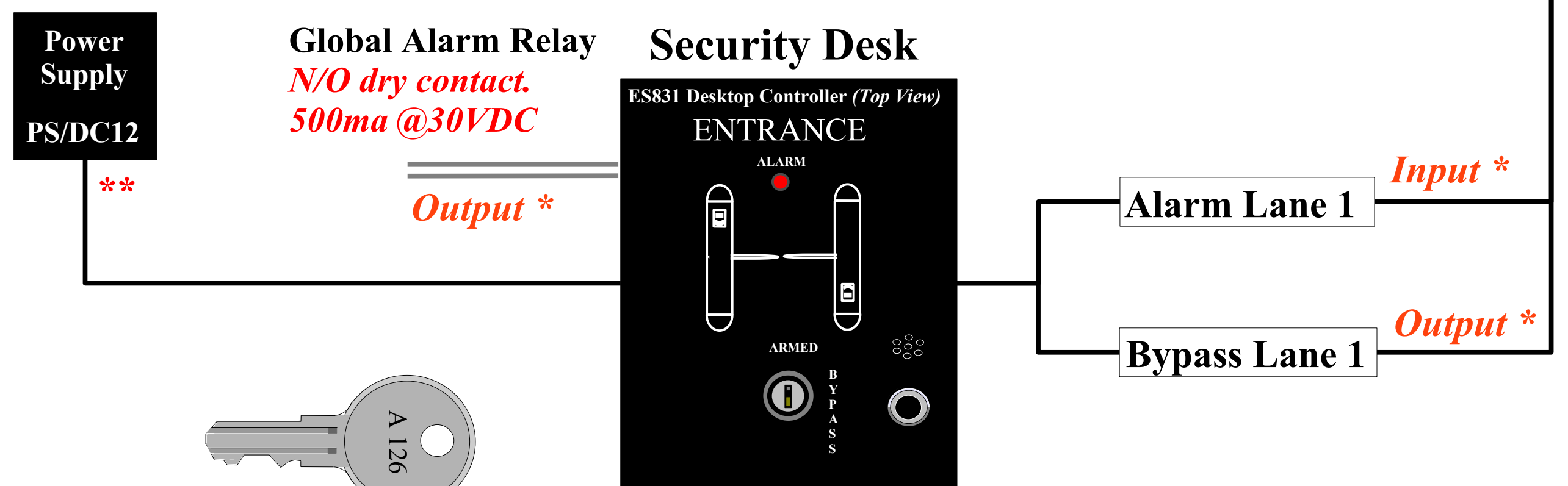
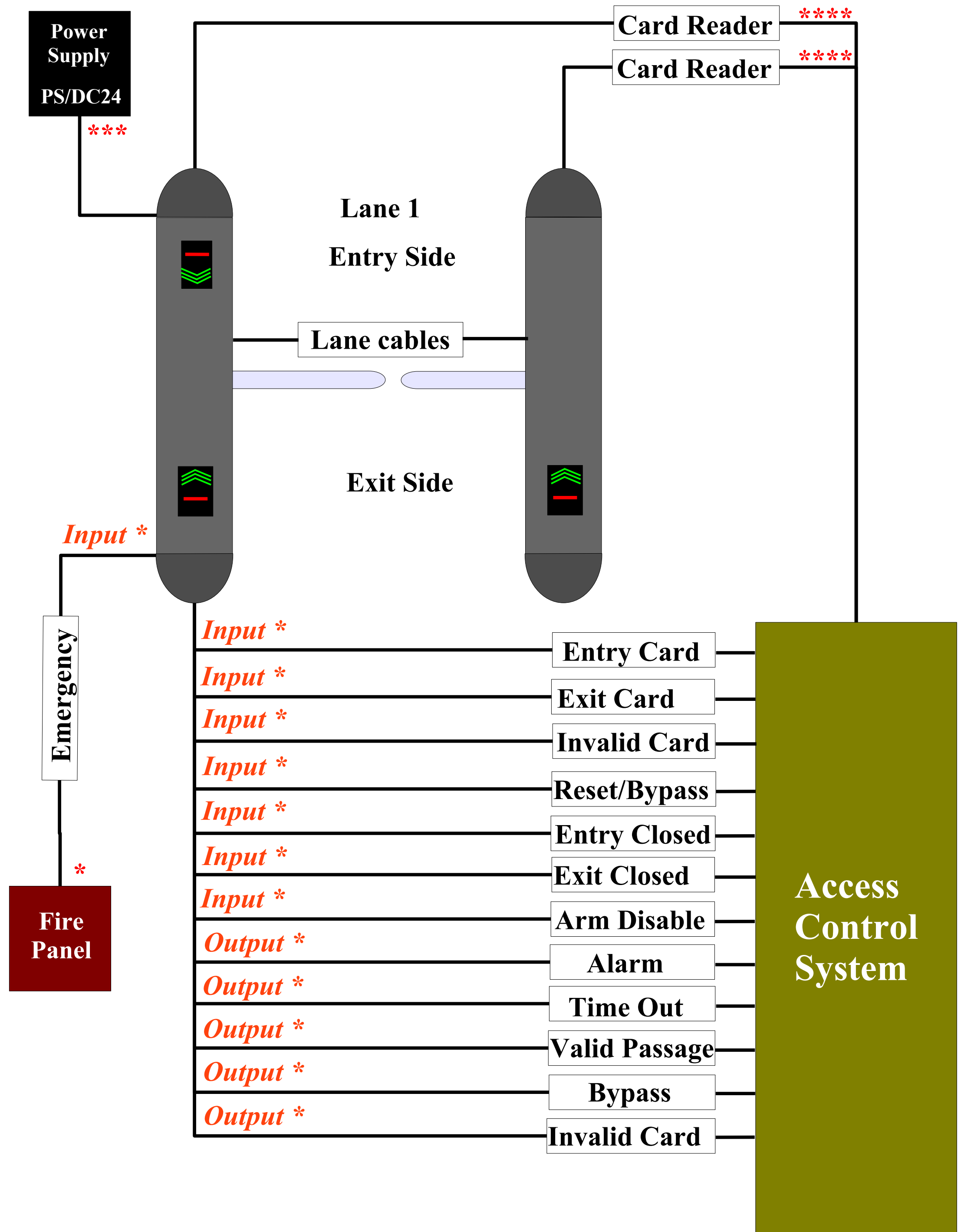
Note:ES831

Wire Gauge:

- 22 AWG = Signal wires
- 16 AWG = Power wires (Up to 42 feet)
- 14 AWG = Power wires (43 to 68 feet)
- 12 AWG = Power wires (69 to 103 feet)

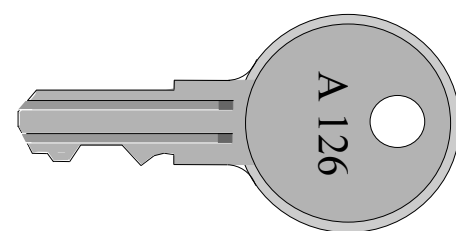
Desktop Specifications:

- Power: 12VDC at (150ma)
- Input: N/O dry contact
- Output: Key switch status. "Form C" dry contact
- Output: Global alarm relay. "N/O" dry contact
- Horn Volume: 70 db



DSI™
DESIGNED SECURITY, INC.

1-800-272-3555



K6 Key (Side View)